


Cryptography: course for master's degree in EDGE COMPUTING



LABORATORY: Block Cipher

Lab tasks:


1. Search on the internet and install the AESvisual program.


 Check out the beta version of the [next ACM DL](#)

AESvisual: A Visualization Tool for the AES Cipher

Full Text:  [PDF](#)  [Get this Article](#)

Authors: [Jun Ma](#) [Michigan Technological University, Houghton, MI, USA](#)
[Jun Tao](#) [Michigan Technological University, Houghton, MI, USA](#)
[Jean Mayo](#) [Michigan Technological University, Houghton, MI, USA](#)
[Ching-Kuang Shene](#) [Michigan Technological University, Houghton, MI, USA](#)
[Melissa Keranen](#) [Michigan Technological University, Houghton, MI, USA](#)
[Chaoli Wang](#) [University of Notre Dame, Notre Dame, IN, USA](#)

 2016 Article


 **Bibliometrics**

- Citation Count: 0
- Downloads (cumulative): 154
- Downloads (12 Months): 38
- Downloads (6 Weeks): 7

Published in:

- Proceeding
- [ITICSE '16 Proceedings of the 2016 ACM Conference on Innovation and Technology in Computer Science Education](#)
- Pages 230-235
- Arequipa, Peru — July 11 - 13, 2016
- ACM New York, NY, USA ©2016
- [table of contents](#) ISBN: 978-1-4503-4231-5 doi>[10.1145/2899415.2899425](#)

Cryptography Visualization Software Downloads



New NSF Project

This page will be updated soon to include more information and software updates

(Updated April 6, 2015 - Manuscripts and Evaluation Forms for [SHAVisual](#) and [VIGisual](#))

This page has our most recent work in developing a visualization system for an introductory cryptography course. All systems are available for Linux, MacOS and Windows. We have classroom tested these prototype systems and will further develop and enhance them for future dissemination.

Comments and suggestions are most welcome.

Tutorial

A tutorial, which is under construction, is [here](#).

Software

2. Learn how the program works and how to use it.
3. Do a complete cryptographic process in the AESvisual environment.
4. Using the AESvisual program and materials from the lecture as well as the Internet, explain how the SubBytes, ShiftRows, MixColumns operations work. You can put supporting screenshots in the protocol from lab for explanation.